

---

## PRODUCT DESCRIPTION

---

### ■ Outline

Plastic Primer PP-120 is single-component, non-sanding, fast-drying adhesion promoters designed for refinishing thermoplastic bumper covers, other exterior and interior plastics.

### ■ Suitable Substrates

Exterior Grade Thermoplastic Polyolefin - TPO  
Rigid, semi-rigid plastic parts and bumper covers

### ■ Product Configuration

Product Name	Pack(ℓ)	Contents(ℓ)	Storage
Plastic Primer PP-120	4ℓ	4ℓ	24 months

\* Standard temperature of storage is 20°C.

### ■ Viscosity


9~11 sec. Viscosity Ford Cup #4 at 77°F (25°C)



---


## APPLICATION GUIDE


---

### ■ Use

**Surface Preparation**  Apply clearcoat after applying basecoat and wiping off the dust in the fully-dried condition.

**Spray Condition**  1.8~2.5 bar  
1~2 wet coats keeping 15~20cm from the surface  
 Fluid tip : 1.2~1.4mm, D.F.T.=5~10μm

 **Time to Topcoat**  
10 minutes/25°C(77°F)

**Protective Equipment**  Use fresh air mask or charcoal respirator to avoid inhaling or being exposed to fumes.

---

## ADDITIONAL INFORMATION

---

### ■ Recoatability

- 1) Allow PP-120 to dry at least 15 minutes.
- 2) Recoat with HiQ Primer-Surfacer, Urethane-Sealer, Basecoat/Clearcoat System HiQ BASE, Urethane Single Stage System UNITAN, EXCELLENT.
- 3) If PP-120 is allowed to dry over 7 days, scuff sand with 400 grit or finer.

## ■ VOC Content

VOC content of 6.4lbs/gal (780g/liter)

## ■ Notice

1. Completely eliminate the moisture of spray equipment before use.  
Cleanse immediately after application not to have any leftover on spray equipment.
2. Avoid direct sunlight during delivery, storage and handling. Store in a cool, dry dark place under room temperature(5°C-35°C).
3. Keep container tightly closed and store upright. When spilled, absorb contents with sand.
4. During application(including touch-up application), color difference may occur depending on mixing ratio, painting tools and application method. It may occur in same color product and same LOT No.
5. Please check whether color difference occurred or not. If possible, apply the same LOT No. product in consistent application method.
6. Suitable condition for application and hardening is 10°C or above.
7. Surface temperature must be at or above 3°C to avoid moisture condensation.
8. Do not mix with other paint products.
9. Proceed a test application before applying on a precedent or an old paint film (check adhesion, color spread and transparency).
10. Please refer to technical data sheet before system application(primer, midcoat and topcoat).
11. Please do not apply paint above 85% RH or below 5°C because it may influence physical properties.
12. Contents must not flow into drain, river and soil.
13. To prevent environmental pollution, dispose contents after complete use and dispose the residue through waste disposal company authorized by the ministry of environment.
14. Beware of ingestion, inhalation and contact of animals and plants.
15. Use masking tape, covering tape, vinyl or newspapers to cover areas that should not be painted.

## ■ Health and Safety

1. Be well-informed of MSDS before use.
2. Keep out of the reach of infants and children. Do not apply a product to baby products and food containers.
3. Do not use a product for any other uses. (Sniffing is prohibited. Do not use as a fuel.)
4. If on skin or eye, wash thoroughly with running water and get a medical treatment.
5. Do not apply a product in an enclosed area.  
In order to prevent suffocation during application and drying, use power blower to keep the area fully ventilated. Workers must wear gas mask and safety gears all the time.
6. Contents include organic solvents and can cause health problems such as headache, dizziness and dermatitis.  
Do not ingest or inhale the product and avoid skin contact.

- Wear safety glasses, coveralls and latex gloves when mixing and applying.**
- 7. Keep away from fire and heat during application or storage because it is flammable and has risk of fire.  
Beware of spark from impact, droppage and friction while handling.**
  - 8. Storing a product with combustible substances such as stained clothes or paper may cause fire by spontaneous ignition. Thus do not pile products with combustible substances.  
Keep it in a non-flammable container filled with water, then put a lid on and dispose it.**
  - 9. Please contact our customer service or refer to GHS-MSDS and technical data on the website for further details.**

This data sheet is based on the test results and experiential bases of NOROO but might vary with the actual working environment and applying condition. This data is the intellectual property of NOROO Paint thus copying and distribution without permission are strictly prohibited. For more information, please contact the technical team or refer to our homepage. (<http://www.autorefinishes.co.kr>)